

**CREDIT OPINION**

22 April 2026

Update

Send Your Feedback

**RATINGS**

**SC Citadele Banka**

Domicile	Riga, Latvia
Long Term CRR	A3
Type	LT Counterparty Risk Rating - Fgn Curr
Outlook	Not Assigned
Long Term Debt	Baa2
Type	Senior Unsecured - Dom Curr
Outlook	Stable
Long Term Deposit	A3
Type	LT Bank Deposits - Fgn Curr
Outlook	Stable

Please see the [ratings section](#) at the end of this report for more information. The ratings and outlook shown reflect information as of the publication date.

**Contacts**

**Tom Ogden** +46.8.5179.1294  
Analyst  
tom.ogden@moodys.com

**Juliana Cerenkova** +46.8.5179.1254  
Sr Ratings Associate  
juliana.cerenkova@moodys.com

**Edoardo Calandro** +44.20.7772.1097  
VP-Sr Credit Officer  
edoardo.calandro@moodys.com

**Simon James Robin Ainsworth** +44 207 772 5347  
Associate Managing Director  
simon.ainsworth@moodys.com

**SC Citadele Banka**

Update following upgrade of long-term deposit rating and downgrade of senior unsecured debt rating

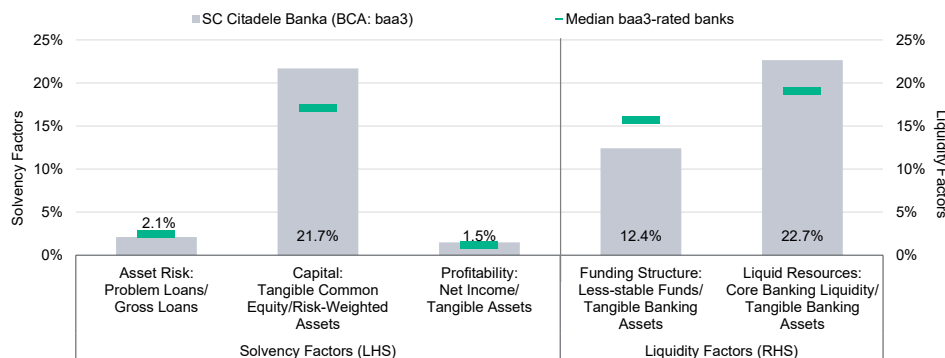
**Summary**

SC Citadele Banka's (Citadele) A3 long-term deposit ratings and Baa2 senior unsecured rating take into account the bank's standalone creditworthiness, expressed in a baa3 Baseline Credit Assessment (BCA), and our assumption of very low and low loss-given-failure for junior deposits and senior bondholders, which results in three notches of uplift for the long-term deposit rating and one notch of uplift for the senior unsecured debt rating. Our assumption of a low probability of support from the [Government of Latvia](#) (A3, stable) does not result in any further uplift to the ratings. The outlooks on the long-term deposit and senior unsecured debt ratings are stable.

The bank's BCA reflects its good asset quality supported by its diversified lending to retail clients, including mortgages, consumer finance, and leasing as well as lending and leasing to small and medium-sized enterprise (SME) customers, in the Baltic countries. The BCA also reflects the bank's high capitalisation and strong deposit franchise in Latvia and Lithuania, albeit with risks stemming from a high share of more volatile SME deposits.

These strengths are balanced against some governance-related risks, with continued uncertainty regarding the strategy of the bank's largest shareholder, including the possibility of extraordinary transactions such as mergers and acquisitions that could alter the financial fundamentals of the bank.

Exhibit 1  
**Key financial ratios**



These are our [Banks Methodology](#) scorecard ratios. The bank's problem loan and profitability ratios are the weaker out of the average of the latest three year-end and year-to-date ratios or the latest reported ratio. The capital ratio is the latest reported figure. The funding structure and liquid asset ratios are the latest year-end figures.

Source: Moody's Ratings

## Credit strengths

- » Improved and stabilised asset quality, supported by a diversified portfolio
- » Strong capitalisation underpinned by robust organic capital generation
- » Robust profitability which has stabilised following some historic volatility
- » Sound funding and liquidity, underpinned by a domestic-based deposit funding model

## Credit challenges

- » Governance risks, including uncertainty regarding the future strategy of the bank
- » Significant exposure to the SME sector in both lending and deposits heightens the potential volatility in asset quality and deposits

## Outlook

The long-term deposit and senior unsecured debt ratings outlooks are stable. The outlooks of Citadele Banka's long-term deposit ratings reflects our expectation that the reduced loss severity for these liabilities will not change materially over the outlook horizon. While the stable outlook for the senior unsecured debt ratings reflects our expectation that the increased loss severity for these liabilities will not change materially over the outlook horizon. Furthermore, the stable outlook reflects our expectation of a broadly unchanged financial profile of the bank.

## Factors that could lead to an upgrade

Citadele Banka's ratings could be upgraded following a sustained reduction in problem loans to below 2% of gross loans, combined with a tangible common equity-to-risk-weighted assets (TCE/RWA) ratio above 18% and net income consistently exceeding 1.5% of tangible assets. The senior unsecured rating could also be upgraded if there is a material increase in the volume of junior securities.

## Factors that could lead to a downgrade

Citadele Banka's ratings could be downgraded if the asset quality, capitalisation or profitability deteriorate, or if the bank is not able to access capital markets to refinance its outstanding debt. The ratings could also be downgraded if the volumes of loss absorbing liabilities decline significantly.

This publication does not announce a credit rating action. For any credit ratings referenced in this publication, please see the issuer/deal page on <https://ratings.moody's.com> for the most updated credit rating action information and rating history.

## Key indicators

Exhibit 2

### SC Citadele Banka (Consolidated Financials) [1]

	12-25 <sup>2</sup>	12-24 <sup>2</sup>	12-23 <sup>2</sup>	12-22 <sup>2</sup>	12-21 <sup>2</sup>	CAGR/Avg. <sup>3</sup>
Total Assets (EUR Million)	5,424.7	5,136.6	4,863.3	5,404.9	5,054.6	1.8 <sup>4</sup>
Total Assets (USD Million)	6,371.1	5,318.9	5,372.3	5,768.4	5,727.4	2.7 <sup>4</sup>
Tangible Common Equity (EUR Million)	589.5	558.8	516.3	428.9	386.2	11.2 <sup>4</sup>
Tangible Common Equity (USD Million)	692.4	578.6	570.3	457.8	437.6	12.2 <sup>4</sup>
Problem Loans / Gross Loans (%)	1.7	2.4	2.3	2.7	3.3	2.5 <sup>5</sup>
Tangible Common Equity / Risk Weighted Assets (%)	21.7	21.2	20.9	16.8	14.6	19.0 <sup>6</sup>
Problem Loans / (Tangible Common Equity + Loan Loss Reserve) (%)	9.9	12.1	11.0	15.4	19.4	13.6 <sup>5</sup>
Net Interest Margin (%)	3.4	4.0	3.8	2.4	2.2	3.2 <sup>5</sup>
PPI / Average RWA (%)	4.3	4.4	5.2	2.6	2.9	3.9 <sup>6</sup>
Net Income / Tangible Assets (%)	1.5	1.7	2.1	0.8	1.1	1.4 <sup>5</sup>
Cost / Income Ratio (%)	50.4	52.2	45.2	57.2	56.3	52.3 <sup>5</sup>
Gross Loans / Due to Customers (%)	89.6	84.1	77.7	76.8	73.7	80.4 <sup>5</sup>
Core Banking Liquidity (HQLA) / Tangible Banking Assets (%)	22.7	25.6	--	--	--	--
Less-stable Funds (LCR) / Tangible Banking Assets (%)	12.4	13.4	--	--	--	--

[1] All figures and ratios are adjusted using Moody's standard adjustments. [2] Basel III - fully loaded or transitional phase-in; IFRS. [3] May include rounding differences because of the scale of reported amounts. [4] Compound annual growth rate (%) based on the periods for the latest accounting regime. [5] Simple average of periods for the latest accounting regime. [6] Simple average of Basel III periods. Further to the publication of our revised methodology in November 2025, only ratios from annual 2024 onwards included in this report apply reported risk weights for all exposures, discontinuing our previously applied standard adjustment for certain government securities.

Sources: Moody's Ratings and company filings

## Profile

SC Citadele Banka (Citadele) is the third-largest bank domiciled in [Latvia](#) (A3 stable), with a market share of 17% in terms of assets (including Lithuanian and Estonian assets) as of December 2025 and reported total assets of €5.4 billion as of December 2025 (December 2024: €5.1 billion).

Citadele, the Latvian operating bank, is also the parent of a group that comprised nine subsidiaries as of December 2025. The group primarily offers banking services for retail and corporate clients, with a focus on individuals and SMEs. The group also offers leasing and insurance services, asset management, private banking, and facilitates local and international payments. As of September 2025, the group operated through 18 branches and client service centers in Latvia, Lithuania and Estonia.

The bank is 73.4% owned by a consortium of investors represented by the private equity firm Ripplewood Advisors LLC and 24.6% owned by [European Bank for Reconstruction & Development](#) (Aaa stable) and 1.9% owned by the management and employees. As of December 2025, around 45% of the group's assets were held in Latvia, 36% in Lithuania, 15% in Estonia, 3% in other EU countries and 1% in other countries.

## Detailed credit considerations

### Improved and stabilised asset quality, but also significant exposure to the SME sector

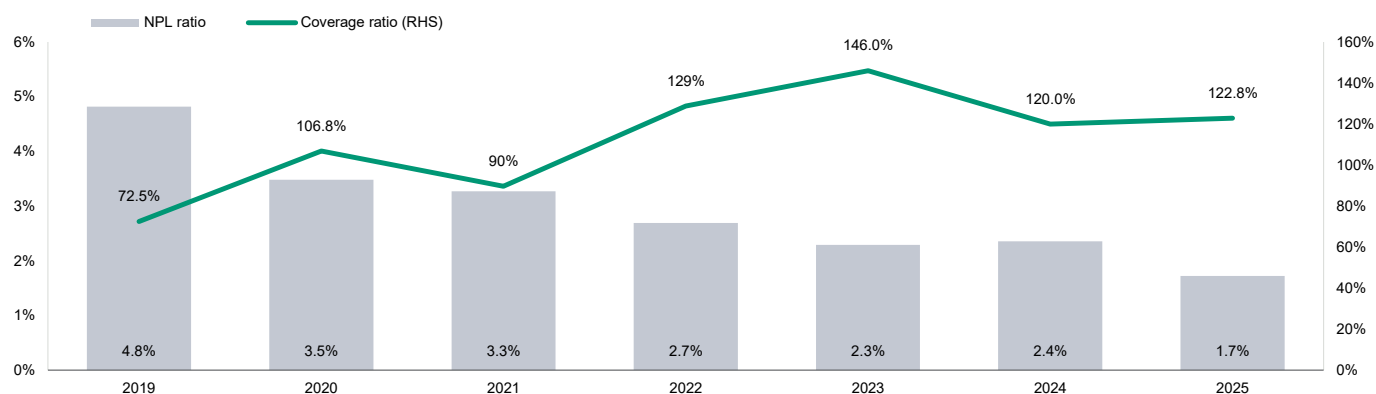
The assigned baa3 Asset Risk score is three notches below the initial score, reflecting the bank's recently resilient credit performance and modest level of problem loans, offset by its sizeable exposure to SME lending segments, which could lead to more volatile metrics in a weaker operating environment.

The bank's credit quality is supported by a lending portfolio well-diversified by both geography and sector, which has remained resilient despite the economic impacts of high inflation and elevated interest rates. Its non-performing loans ratio stabilized at 1.7% in December 2025 and follows a long-term reduction from 2018 as the bank resolved a number of legacy problem loans.

Exhibit 3

### Improved asset-risk metrics because of the unwinding of legacy assets and better underwriting

#### Non-performing loans and coverage ratios



Sources: Bank disclosures and Moody's Ratings

As of December 2025, 50% of the bank's exposure was to corporates and SMEs, including corporate leasing. These segments are sensitive to economic fluctuations, and given the relatively small and open nature of the Baltic economies, volatility has historically been high. While the bank has increased its lending share in Lithuania and Estonia to 40% and 19% respectively in 2025, up from 32% and 10% in 2020, its primary market remains Latvia (41% of total loans), which has historically been weaker than its Baltic peers.

The bank has a sizeable leasing business, accounting for around 30% of total loans and leases. This increased significantly following its 2021 acquisition of UniCredit's leasing business, which is now fully integrated with stable volumes. While this exposure introduces residual value risks that could result in higher loss given default rates if the operating environment deteriorates sharply, direct residual value risk remains limited. Overall, the risk is mitigated by a diversified pool of third-party guarantees and a broad mix of retail and SME borrowers.

### Strong capitalisation underpinned by robust organic capital generation

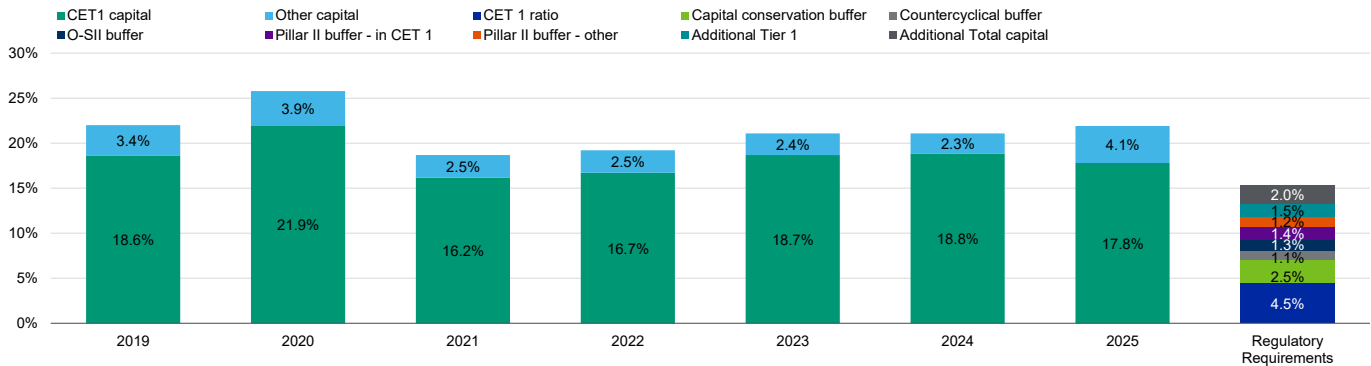
The assigned baa1 Capital score reflects strong capitalisation, incorporating a three-notch negative adjustment to capture our expectation of a moderating core capital ratio and the bank's limited access to capital as a non-listed bank.

Like many of its rated Baltic peers, Citadele maintains capital well in excess of its prudential requirements. As of December 2025, the bank's common equity tier 1 (CET1) capital ratio and total capital ratio stood at 18.2% and 22.3%, respectively, compared to prudential requirements of 12.25% and 16.80% (including Pillar 2 Guidance). Additionally, the bank maintains strong nominal leverage, with a tangible common equity to total assets ratio of 10.9% as of December 2025.

The bank's TCE/RWA ratio increased slightly to 21.7% in December 2025 from 21.2% in December 2024, and remains very strong. We expect the ratio to decrease slightly from the current high level as lending growth continues, but the capitalisation should remain strong.

Exhibit 4

**Capitalisation has been volatile in recent years, but the bank has a comfortable capacity above the minimum requirements**  
**Capital ratios and prudential capital requirements**



Ratios exclude net results for each period  
 Sources: Bank disclosures and Moody's Ratings

**Robust profitability which has stabilised following some historic volatility**

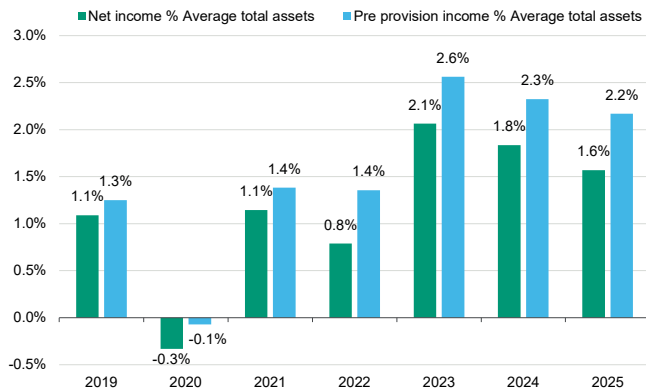
The assigned a3 Profitability score reflects the bank's robust profitability supported by a low-cost domestic deposit base.

Citadele's profitability is supported by strong net interest margins, underpinned by a well-balanced mix of household and business lending products and a solid domestic deposit base in Latvia and Lithuania, which benefits from a high share of zero or low-rate deposits at the system level. Efficiency gains from streamlined operations and IT investments have further strengthened performance.

In recent years, higher interest rates boosted net interest margins, driving return on assets to 2.1% and 1.8% in 2023 and 2024 respectively, up from 0.8% in 2022. As policy rates declined, returns moderated to 1.6% in 2025. Given its largely variable-rate balance sheet and our expectation of a stable policy rate, we anticipate only minimal changes in profitability, with return on assets remaining above 1.25%.

Exhibit 5

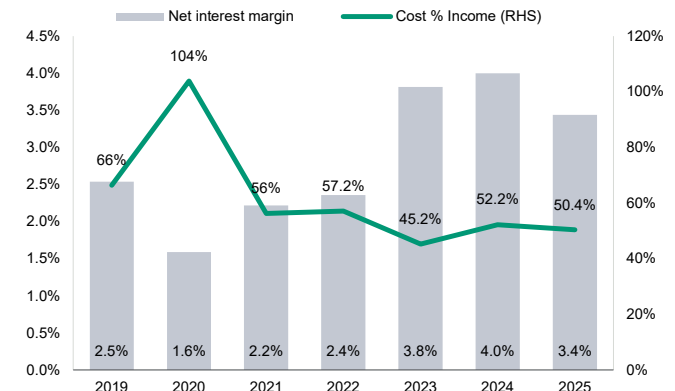
**Profitability has moderated yet remains very robust**  
**Post-tax and pre-provision income**



Sources: Bank disclosures and Moody's Ratings

Exhibit 6

**Citadele's net interest margin has benefitted from higher interest rates**  
**Net interest margin and cost-to-income ratio**



Sources: Bank disclosures and Moody's Ratings

**Sound funding profile with a domestic deposit model, though it includes a sizable proportion of volatile SME deposits**

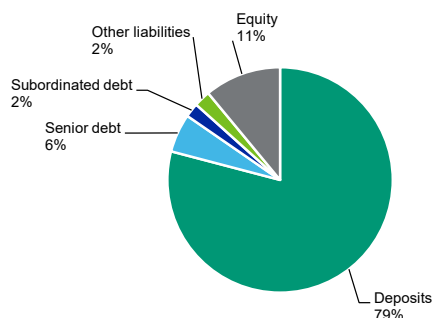
Our assigned Funding Structure score of baa2, two notches below the macro-adjusted score, reflects the bank's largely domestic deposit base, offset by risks from a sizable share of corporate deposits and refinancing challenges linked to modest maturity towers and weaker market access.

Citadele is primarily funded by deposits, which represented around 79% of total funding as of December 2025, underpinning its low Less Stable Funds ratio of 12.4% at year-end 2025. However, around half of these deposits come from SMEs and corporates, which we view as less stable than retail deposits, creating some concentration risk as potential outflows could increase balance sheet volatility. Almost all deposits are sourced from Latvia and Lithuania (96% as of 2025), supporting a more stable funding base and reducing money-laundering and terrorism financing risks associated with non-resident deposits.

Exhibit 7

### Citadele's funding profile

#### Funding breakdown, 2025



The percentages displayed correspond to the percentages in terms of liabilities and equity.

Sources: Bank disclosures and Moody's Ratings

The bank has increased its use of wholesale funding to meet MREL requirements and has successfully refinanced maturing securities with larger issuances in recent years. Given the relatively shallow domestic investor base in the Baltic markets, the bank's wholesale funding partly relies on foreign investors, which could pose risks if sentiment weakens in adverse conditions. Nevertheless, wholesale funding reliance remains modest, and the bank is fully compliant with its MREL targets, which are manageable through strong core capital and additional issuance of eligible liabilities as needed.

### Solid stock of liquid assets

We assign a baa1 Liquid Resources score, reflecting our expectation of a slight decline in liquid reserves, while remaining at robust levels.

As of the end of December 2025, liquid assets comprised mostly of cash and government securities. Around 68% of government securities in the liquidity portfolio are held at amortized cost, which poses a risk of unrealized losses in the case of an urgent need for liquidity when the assets are sold. Nevertheless, through the ECB repo facilities Citadele can access liquidity without having to sell assets and currently operates with high capital buffers.

### Governance risks, including uncertainty regarding the future strategy of the bank

We assign a one-notch negative adjustment for Strategy, Risk Appetite and Governance, positioning the BCA one notch below the Financial Profile, reflecting our assessment of governance risks from concentrated private ownership, which creates uncertainty and potential shifts in the bank's strategy.

## ESG considerations

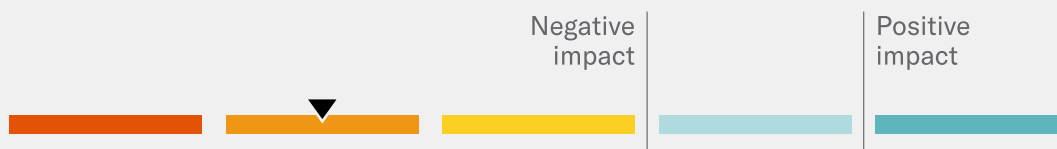
### SC Citadele Banka's ESG credit impact score is CIS-4

Exhibit 8

#### ESG credit impact score

# CIS-4

Score



ESG considerations have a discernible impact on the current rating, which is lower than it would have been if ESG risks did not exist. The negative impact of ESG considerations on the rating is higher than for an issuer scored CIS-3.

Source: Moody's Ratings

Citadele's **CIS-4** indicates the credit rating is lower than it would have been if ESG risk exposures did not exist, incorporated in the one-notch negative adjustment of the rating for Strategy, Risk Appetite and Governance. This reflects risks arising from its concentrated ownership structure, and historical weaknesses in risk management.

Exhibit 9

#### ESG issuer profile scores



Source: Moody's Ratings

### Environmental

Citadele faces moderate environmental risks primarily because of its portfolio exposure to carbon transition risk as a diversified bank. In line with its peers, the bank is facing mounting business risks and stakeholder pressure to meet broader carbon transition goals. In response, Citadele is developing its climate risk and portfolio management capabilities.

### Social

Citadele faces high industry-wide social risks related to regulatory and litigation risks, requiring high compliance standards. These risks are mitigated by the bank's developed policies and procedures. High cyber and personal data risks are mitigated by the bank's strong IT framework.

### Governance

Citadele's governance risks are high, driven by its concentrated ownership structure creates uncertainty and potential shifts in strategy, which could lead to volatility in its fundamentals. This also reflects historical weaknesses in risk management that led to a financial loss in 2020. However, risk management has strengthened in recent years, supported by higher capital buffers that provide additional flexibility. While anti-money laundering risks have historically been a concern in the Baltic region, both the bank and the broader system have significantly reduced non-resident deposits, substantially lowering exposure to this risk.

ESG Issuer Profile Scores and Credit Impact Scores for the rated entity/transaction are available on Moody's.com. In order to view the latest scores, please click [here](#) to go to the landing page for the entity/transaction on MDC and view the ESG Scores section.

## Support and structural considerations

### Loss Given Failure (LGF) analysis

We consider Citadele to be domiciled in an operational resolution regime. Our Advanced LGF analysis reflects that full depositor preference over senior debt creditors will be implemented in the EU by early 2028.

We apply our Advanced LGF analysis to Citadele as the bank is based in Latvia, Lithuania and Estonia, which we consider operational resolution regimes. For this analysis, we assume that equity and losses are 3% and 8%, respectively, of tangible banking assets in a failure scenario. We also assume a 25% run-off of junior wholesale deposits and a 5% runoff in preferred deposits, and a 26% proportion of junior deposits. These are in line with our standard assumptions.

Citadele's depositors and senior bondholders are expected to face very low and low losses in a failure scenario due to the loss-absorbing capacity provided by bail-in-able debt and deposits, resulting in a three-notch uplift for deposits and a one-notch uplift for senior debt.

### Government support considerations

Despite the bank's increased systemic importance as the third-largest deposit-taker registered in Latvia in 2025, and its strong presence in Lithuania, we assess the probability government support as low, which results in no further uplift. Our assessment takes into account past instances where the Latvian government did not intervene when systemically important banks were at risk of failing, most notably in the case of ABLV in 2018, the significantly lower market share in Latvia compared with its larger peers, and the proximity of Citadele's long-term deposit and senior unsecured debt rating excluding government support to Latvia's senior unsecured debt rating.

## Methodology and scorecard

### About Moody's Bank Scorecard

Our scorecard is designed to capture, express and explain in summary form our Rating Committee's judgement. When read in conjunction with our research, a fulsome presentation of our judgement is expressed. As a result, the output of our scorecard may significantly differ from that suggested by raw data alone (though it has been calibrated to avoid the frequent need for strong divergence). The scorecard output and the individual scores are discussed in rating committees and may be adjusted up or down to reflect conditions specific to each rated entity.

## Rating methodology and scorecard factors

Exhibit 10

### Rating Factors

<b>Macro Factors</b>							
<b>Weighted Macro Profile</b>	<b>Strong -</b>	<b>100%</b>					
Factor	Historic Ratio	Initial Score	Expected Trend	Assigned Score	Key driver #1	Key driver #2	
Solvency							
Asset Risk							
Problem Loans / Gross Loans	2.1%	a3	↔	baa3	Sector concentration		
Capital							
Tangible Common Equity / Risk Weighted Assets (Basel III - fully loaded)	21.7%	a1	↓↓	baa1	Expected trend	Access to capital	
Profitability							
Net Income / Tangible Assets	1.5%	a3	↓	a3	Expected Trend		
Combined Solvency Score		a2		baa2			
Liquidity							
Funding Structure							
Less-stable Funds / Tangible Banking Assets	12.4%	a3	↔	baa2	Limited market access	Deposit quality	
Liquid Resources							
Core Banking Liquidity / Tangible Banking Assets	22.7%	a3	↔	baa1	Expected trend		
Combined Liquidity Score		a3		baa2			
Financial Profile		a2		baa2			
Qualitative Adjustments				Adjustment			
Business and Geographic Diversification				0			
Complexity and Opacity				0			
Strategy, Risk Appetite and Governance				-1			
Total Qualitative Adjustments				-1			
Sovereign or Affiliate constraint				A3			
BCA Scorecard-indicated Outcome - Range				baa2 - ba1			
Assigned BCA				baa3			
Affiliate Support notching				0			
Adjusted BCA				baa3			
<b>Balance Sheet</b>							
		<b>in-scope (EUR Million)</b>	<b>% in-scope</b>	<b>at-failure (EUR Million)</b>	<b>% at-failure</b>		
Other liabilities		535	9.9%	973	18.0%		
Deposits		4,290	79.5%	3,852	71.4%		
Preferred deposits		3,175	58.8%	3,016	55.9%		
Junior deposits		1,115	20.7%	837	15.5%		
Senior unsecured bank debt		300	5.6%	300	5.6%		
Dated subordinated bank debt		60	1.1%	60	1.1%		
Preference shares (bank)		50	0.9%	50	0.9%		
Equity		162	3.0%	162	3.0%		
Total Tangible Banking Assets		5,397	100.0%	5,397	100.0%		

Debt Class	De Jure waterfall		De Facto waterfall		Notching		LGF Notching Guidance vs. Adjusted BCA	Assigned LGF notching	Additional Notching	Preliminary Rating Assessment
	Instrument volume + subordination	Sub-ordination	Instrument volume + subordination	Sub-ordination	De Jure	De Facto				
Counterparty Risk Rating	26.1%	26.1%	26.1%	26.1%	3	3	3	3	0	a3
Counterparty Risk Assessment	26.1%	26.1%	26.1%	26.1%	3	3	3	3	0	a3 (cr)
Deposits	26.1%	5.0%	26.1%	10.6%	2	3	3	3	0	a3
Senior unsecured bank debt	26.1%	5.0%	10.6%	5.0%	2	1	1	1	0	baa2
Non-cumulative bank preference shares	3.9%	3.0%	3.9%	3.0%	-1	-1	-1	-1	-2	ba3

Instrument Class	Loss Given Failure notching	Additional notching	Preliminary Rating Assessment	Government Support notching	Local Currency Rating	Foreign Currency Rating
Counterparty Risk Rating	3	0	a3	0	A3	A3
Counterparty Risk Assessment	3	0	a3 (cr)	0	A3(cr)	
Deposits	3	0	a3	0	A3	A3
Senior unsecured bank debt	1	0	baa2	0	Baa2	
Non-cumulative bank preference shares	-1	-2	ba3	0	Ba3 (hyb)	

[1] Where dashes are shown for a particular factor (or sub-factor), the score is based on non-public information.

Source: Moody's Ratings

## Ratings

Exhibit 11

Category	Moody's Rating
<b>SC CITADELE BANKA</b>	
Outlook	Stable
Counterparty Risk Rating	A3/P-2
Bank Deposits	A3/P-2
Baseline Credit Assessment	baa3
Adjusted Baseline Credit Assessment	baa3
Counterparty Risk Assessment	A3(cr)/P-2(cr)
Senior Unsecured -Dom Curr	Baa2
Pref. Stock Non-cumulative -Dom Curr	Ba3 (hyb)

Source: Moody's Ratings

© 2026 Moody's Corporation, Moody's Investors Service, Inc., Moody's Analytics, Inc. and/or their licensors and affiliates (collectively, "MOODY'S"). All rights reserved.

CREDIT RATINGS ISSUED BY MOODY'S CREDIT RATINGS AFFILIATES ARE THEIR CURRENT OPINIONS OF THE RELATIVE FUTURE CREDIT RISK OF ENTITIES, CREDIT COMMITMENTS, OR DEBT OR DEBT-LIKE SECURITIES, AND MATERIALS, PRODUCTS, SERVICES AND INFORMATION PUBLISHED OR OTHERWISE MADE AVAILABLE BY MOODY'S (COLLECTIVELY, "MATERIALS") MAY INCLUDE SUCH CURRENT OPINIONS. MOODY'S DEFINES CREDIT RISK AS THE RISK THAT AN ENTITY MAY NOT MEET ITS CONTRACTUAL FINANCIAL OBLIGATIONS AS THEY COME DUE AND ANY ESTIMATED FINANCIAL LOSS IN THE EVENT OF DEFAULT OR IMPAIRMENT. SEE APPLICABLE MOODY'S RATING SYMBOLS AND DEFINITIONS PUBLICATION FOR INFORMATION ON THE TYPES OF CONTRACTUAL FINANCIAL OBLIGATIONS ADDRESSED BY MOODY'S CREDIT RATINGS. CREDIT RATINGS DO NOT ADDRESS ANY OTHER RISK, INCLUDING BUT NOT LIMITED TO: LIQUIDITY RISK, MARKET VALUE RISK, OR PRICE VOLATILITY. CREDIT RATINGS, NON-CREDIT ASSESSMENTS ("ASSESSMENTS"), AND OTHER OPINIONS INCLUDED IN MOODY'S MATERIALS ARE NOT STATEMENTS OF CURRENT OR HISTORICAL FACT. MOODY'S MATERIALS MAY ALSO INCLUDE QUANTITATIVE MODEL-BASED ESTIMATES OF CREDIT RISK AND RELATED OPINIONS OR COMMENTARY PUBLISHED BY MOODY'S ANALYTICS, INC. AND/OR ITS AFFILIATES. MOODY'S CREDIT RATINGS, ASSESSMENTS, OTHER OPINIONS AND MATERIALS DO NOT CONSTITUTE OR PROVIDE LEGAL, COMPLIANCE, INVESTMENT, FINANCIAL OR OTHER PROFESSIONAL ADVICE, AND MOODY'S CREDIT RATINGS, ASSESSMENTS, OTHER OPINIONS AND MATERIALS ARE NOT AND DO NOT PROVIDE RECOMMENDATIONS TO PURCHASE, SELL, OR HOLD PARTICULAR SECURITIES. MOODY'S CREDIT RATINGS, ASSESSMENTS, OTHER OPINIONS AND MATERIALS DO NOT COMMENT ON THE SUITABILITY OF AN INVESTMENT FOR ANY PARTICULAR INVESTOR. MOODY'S ISSUES ITS CREDIT RATINGS, ASSESSMENTS AND OTHER OPINIONS AND PUBLISHES OR OTHERWISE MAKES AVAILABLE ITS MATERIALS WITH THE EXPECTATION AND UNDERSTANDING THAT EACH INVESTOR WILL, WITH DUE CARE, MAKE ITS OWN STUDY AND EVALUATION OF EACH SECURITY THAT IS UNDER CONSIDERATION FOR PURCHASE, HOLDING, OR SALE.

MOODY'S CREDIT RATINGS, ASSESSMENTS, OTHER OPINIONS, AND MATERIALS ARE NOT INTENDED FOR USE BY RETAIL INVESTORS AND IT WOULD BE RECKLESS AND INAPPROPRIATE FOR RETAIL INVESTORS TO USE MOODY'S CREDIT RATINGS, ASSESSMENTS, OTHER OPINIONS OR MATERIALS WHEN MAKING AN INVESTMENT DECISION. IF IN DOUBT YOU SHOULD CONTACT YOUR FINANCIAL OR OTHER PROFESSIONAL ADVISER.

ALL INFORMATION CONTAINED HEREIN IS PROTECTED BY LAW, INCLUDING BUT NOT LIMITED TO, COPYRIGHT LAW, AND NONE OF SUCH INFORMATION MAY BE COPIED OR OTHERWISE REPRODUCED, REPACKAGED, FURTHER TRANSMITTED, TRANSFERRED, DISSEMINATED, REDISTRIBUTED OR RESOLD, OR STORED FOR SUBSEQUENT USE FOR ANY SUCH PURPOSE, IN WHOLE OR IN PART, IN ANY FORM OR MANNER OR BY ANY MEANS WHATSOEVER, BY ANY PERSON WITHOUT MOODY'S PRIOR WRITTEN CONSENT. FOR CLARITY, NO INFORMATION CONTAINED HEREIN MAY BE USED TO DEVELOP, IMPROVE, TRAIN OR RETRAIN ANY SOFTWARE PROGRAM OR DATABASE, INCLUDING, BUT NOT LIMITED TO, FOR ANY ARTIFICIAL INTELLIGENCE, MACHINE LEARNING OR NATURAL LANGUAGE PROCESSING SOFTWARE, ALGORITHM, METHODOLOGY AND/OR MODEL.

MOODY'S CREDIT RATINGS, ASSESSMENTS, OTHER OPINIONS AND MATERIALS ARE NOT INTENDED FOR USE BY ANY PERSON AS A BENCHMARK AS THAT TERM IS DEFINED FOR REGULATORY PURPOSES AND MUST NOT BE USED IN ANY WAY THAT COULD RESULT IN THEM BEING CONSIDERED A BENCHMARK.

All information contained herein is obtained by MOODY'S from sources believed by it to be accurate and reliable. Because of the possibility of human or mechanical error as well as other factors, however, all information contained herein is provided "AS IS" without warranty of any kind. MOODY'S adopts all necessary measures so that the information it uses in assigning a credit rating or assessment is of sufficient quality and from sources MOODY'S considers to be reliable including, when appropriate, independent third-party sources. However, MOODY'S is not an auditor and cannot in every instance independently verify or validate information received in the credit rating or assessment process or in preparing its Materials.

To the extent permitted by law, MOODY'S and its directors, officers, employees, agents, representatives, licensors and suppliers disclaim liability to any person or entity for any indirect, special, consequential, or incidental losses or damages whatsoever arising from or in connection with the information contained herein or the use of or inability to use any such information, even if MOODY'S or any of its directors, officers, employees, agents, representatives, licensors or suppliers is advised in advance of the possibility of such losses or damages, including but not limited to: (a) any loss of present or prospective profits or (b) any loss or damage arising where the relevant financial instrument is not the subject of a particular credit rating or assessment assigned by MOODY'S.

To the extent permitted by law, MOODY'S and its directors, officers, employees, agents, representatives, licensors and suppliers disclaim liability for any direct or compensatory losses or damages caused to any person or entity, including but not limited to by any negligence (but excluding fraud, willful misconduct or any other type of liability that, for the avoidance of doubt, by law cannot be excluded) on the part of, or any contingency within or beyond the control of, MOODY'S or any of its directors, officers, employees, agents, representatives, licensors or suppliers, arising from or in connection with the information contained herein or the use of or inability to use any such information.

NO WARRANTY, EXPRESS OR IMPLIED, AS TO THE ACCURACY, TIMELINESS, COMPLETENESS, MERCHANTABILITY OR FITNESS FOR ANY PARTICULAR PURPOSE OF ANY CREDIT RATING, ASSESSMENT, OTHER OPINION OR INFORMATION IS GIVEN OR MADE BY MOODY'S IN ANY FORM OR MANNER WHATSOEVER.

Moody's Investors Service, Inc., a wholly-owned credit rating agency subsidiary of Moody's Corporation ("MCO"), hereby discloses that most issuers of debt securities (including corporate and municipal bonds, debentures, notes and commercial paper) and preferred stock rated by Moody's Investors Service, Inc. have, prior to assignment of any credit rating, agreed to pay Moody's Investors Service, Inc. for credit ratings opinions and services rendered by it. MCO and all MCO entities that issue ratings under the "Moody's Ratings" brand name ("Moody's Ratings"), also maintain policies and procedures to address the independence of Moody's Ratings' credit ratings and credit rating processes. Information regarding certain affiliations that may exist between directors of MCO and rated entities, and between entities who hold credit ratings from Moody's Investors Service, Inc. and have also publicly reported to the SEC an ownership interest in MCO of more than 5%, is posted annually at [ir.moody.com](http://ir.moody.com) under the heading "Investor Relations — Corporate Governance — Charter and Governance Documents - Director and Shareholder Affiliation Policy."

Moody's SF Japan K.K., Moody's Local AR Agente de Calificación de Riesgo S.A., Moody's Local BR Agência de Classificação de Risco LTDA, Moody's Local MX S.A. de C.V., I.C.V., Moody's Local PE Clasificadora de Riesgo S.A., Moody's Local PA Clasificadora de Riesgo S.A., Moody's Local CR Clasificadora de Riesgo S.A., Moody's Local ES S.A. de CV Clasificadora de Riesgo, Moody's Local RD Sociedad Clasificadora de Riesgo S.R.L. and Moody's Local GT S.A. (collectively, the "Moody's Non-NRSRO CRAs") are all indirectly wholly-owned credit rating agency subsidiaries of MCO. None of the Moody's Non-NRSRO CRAs is a Nationally Recognized Statistical Rating Organization.

Additional terms for Australia only: Any publication into Australia of this document is pursuant to the Australian Financial Services License of MOODY'S affiliate, Moody's Investors Service Pty Limited ABN 61 003 399 657AFSL 336969 and/or Moody's Analytics Australia Pty Ltd ABN 94 105 136 972 AFSL 383569 (as applicable). This document is intended to be provided only to "wholesale clients" within the meaning of section 761G of the Corporations Act 2001. By continuing to access this document from within Australia, you represent to MOODY'S that you are, or are accessing the document as a representative of, a "wholesale client" and that neither you nor the entity you represent will directly or indirectly disseminate this document or its contents to "retail clients" within the meaning of section 761G of the Corporations Act 2001. MOODY'S credit rating is an opinion as to the creditworthiness of a debt obligation of the issuer, not on the equity securities of the issuer or any form of security that is available to retail investors.

Additional terms for India only: Moody's credit ratings, Assessments, other opinions and Materials are not intended to be and shall not be relied upon or used by any users located in India in relation to securities listed or proposed to be listed on Indian stock exchanges.

Additional terms with respect to Second Party Opinions and Net Zero Assessments (as defined in Moody's Ratings Rating Symbols and Definitions): Please note that neither a Second Party Opinion ("SPO") nor a Net Zero Assessment ("NZA") is a "credit rating". The issuance of SPOs and NZAs is not a regulated activity in many jurisdictions, including Singapore. EU: In the European Union, each of Moody's Deutschland GmbH and Moody's France SAS provide services as an external reviewer in accordance with the applicable requirements of the EU Green Bond Regulation. JAPAN: In Japan, development and provision of SPOs and NZAs fall under the category of "Ancillary Businesses", not "Credit Rating Business", and are not subject to the regulations applicable to "Credit Rating Business" under the Financial Instruments and Exchange Act of Japan and its relevant regulation. PRC: Any SPO: (1) does not constitute a PRC Green Bond Assessment as defined under any relevant PRC laws or regulations; (2) cannot be included in any registration statement, offering circular, prospectus or any other documents submitted to the PRC regulatory authorities or otherwise used to satisfy any PRC regulatory disclosure requirement; and (3) cannot be used

within the PRC for any regulatory purpose or for any other purpose which is not permitted under relevant PRC laws or regulations. For the purposes of this disclaimer, "PRC" refers to the mainland of the People's Republic of China, excluding Hong Kong, Macau and Taiwan.

**REPORT NUMBER** 1481175